

SUMMARY OF APPROVED BUDGET, UTILIZATIONS, DISBURSEMENTS AND BALANCES BY OBJECT OF EXPENDITURES
(For Off-Budgetary Funds)
As at the Quarter Ending March 31, 2024

Department : State Universities and Colleges (SUCs)
 Agency/Entity : Negros Oriental State University
 Operating Unit : < not applicable >
 Organization Code (UACS) : 08 072 0000000
 Fund Cluster : 05 - Internally Generated Funds
 (e.g. UACS Fund Cluster: 05-Internally Generated Funds and 06-Business Related Funds)

Particulars	UACS CODE	Approved Budget			Utilizations					Disbursements					Balances			
		Approved Budgeted Revenue	Adjustments (Reductions, Modifications/Augmentations)	Adjusted Budgeted Revenue	1st Quarter Ending March 31	2nd Quarter Ending June 30	3rd Quarter Ending September 30	4th Quarter Ending December 31	Total	1st Quarter Ending March 31	2nd Quarter Ending June 30	3rd Quarter Ending September 30	4th Quarter Ending December 31	Total	Unutilized Budget	Unpaid Obligations (10-15)=(17+18)		
																Due and Demandable	Not Yet Due and Demandable	
1	2	3	4	5=([3+(-)4])	6	7	8	9	10=(6+7+8+9)	11	12	13	14	15=(11+12+13+14)	16=(5-10)	17	18	
SUMMARY																		
A. AGENCY SPECIFIC BUDGET																		
Personnel Services		14,962,129.47	327,597.00	15,289,726.47	51,750.00	0.00	0.00	0.00	51,750.00	51,750.00	0.00	0.00	0.00	51,750.00	15,237,976.47	0.00	0.00	
Salaries and Wages	5010100000	0.00	20,000.00	20,000.00	0.00	0.00	0.00	0.00	0.00	0.00	0.00	0.00	0.00	0.00	20,000.00	0.00	0.00	
Salaries and Wages - Casual/Contractual	5010102000	0.00	20,000.00	20,000.00	0.00	0.00	0.00	0.00	0.00	0.00	0.00	0.00	0.00	0.00	20,000.00	0.00	0.00	
Salaries and Wages - Casual/Contractual	5010102000	0.00	20,000.00	20,000.00	0.00	0.00	0.00	0.00	0.00	0.00	0.00	0.00	0.00	0.00	20,000.00	0.00	0.00	
Other Compensation	5010200000	14,962,129.47	307,597.00	15,269,726.47	51,750.00	0.00	0.00	0.00	51,750.00	51,750.00	0.00	0.00	0.00	51,750.00	15,217,976.47	0.00	0.00	
Honoraria	5010210000	6,481,303.61	0.00	6,481,303.61	0.00	0.00	0.00	0.00	0.00	0.00	0.00	0.00	0.00	0.00	6,481,303.61	0.00	0.00	
Honoraria - Civilian	5010210001	6,481,303.61	0.00	6,481,303.61	0.00	0.00	0.00	0.00	0.00	0.00	0.00	0.00	0.00	0.00	6,481,303.61	0.00	0.00	
Overtime and Night Pay	5010213000	7,922,167.92	0.00	7,922,167.92	0.00	0.00	0.00	0.00	0.00	0.00	0.00	0.00	0.00	0.00	7,922,167.92	0.00	0.00	
Overtime Pay	5010213001	7,922,167.92	0.00	7,922,167.92	0.00	0.00	0.00	0.00	0.00	0.00	0.00	0.00	0.00	0.00	7,922,167.92	0.00	0.00	
Other Bonuses and Allowances	5010299000	558,657.94	307,597.00	866,254.94	51,750.00	0.00	0.00	0.00	51,750.00	51,750.00	0.00	0.00	0.00	51,750.00	814,504.94	0.00	0.00	
Per Diems - Civilian	5010299001	558,657.94	307,597.00	866,254.94	51,750.00	0.00	0.00	0.00	51,750.00	51,750.00	0.00	0.00	0.00	51,750.00	814,504.94	0.00	0.00	
Maintenance and Other Operating Expenses		705,281,860.20	(3,288,314.00)	701,993,546.20	15,019,275.09	0.00	0.00	0.00	15,019,275.09	12,327,124.16	0.00	0.00	0.00	12,327,124.16	688,945,971.11	881,125.61	1,811,025.32	
Traveling Expenses	5020100000	16,646,501.15	583,306.00	17,229,807.15	435,132.00	0.00	0.00	0.00	435,132.00	435,132.00	0.00	0.00	0.00	435,132.00	16,794,675.15	0.00	0.00	
Traveling Expenses - Local	5020101000	16,646,501.15	583,306.00	17,229,807.15	435,132.00	0.00	0.00	0.00	435,132.00	435,132.00	0.00	0.00	0.00	435,132.00	16,794,675.15	0.00	0.00	
Traveling Expenses - Local	5020101000	16,646,501.15	583,306.00	17,229,807.15	435,132.00	0.00	0.00	0.00	435,132.00	435,132.00	0.00	0.00	0.00	435,132.00	16,794,675.15	0.00	0.00	
Training and Scholarship Expenses	5020200000	52,152,560.92	(3,560,615.84)	48,591,945.08	226,411.74	0.00	0.00	0.00	226,411.74	105,134.25	0.00	0.00	0.00	105,134.25	48,365,533.34	82,370.62	38,906.87	
Training Expenses	5020201000	50,247,560.92	(3,560,615.84)	46,686,945.08	117,756.87	0.00	0.00	0.00	117,756.87	54,000.00	0.00	0.00	0.00	54,000.00	46,569,188.21	24,850.00	38,906.87	
ICT Training Expenses	5020201001	492,600.00	0.00	492,600.00	0.00	0.00	0.00	0.00	0.00	0.00	0.00	0.00	0.00	0.00	492,600.00	0.00	0.00	
Training Expenses	5020201002	49,754,960.92	(3,560,615.84)	46,194,345.08	117,756.87	0.00	0.00	0.00	117,756.87	54,000.00	0.00	0.00	0.00	54,000.00	46,076,588.21	24,850.00	38,906.87	
Scholarship Grants/Expenses	5020202000	1,905,000.00	0.00	1,905,000.00	108,654.87	0.00	0.00	0.00	108,654.87	51,134.25	0.00	0.00	0.00	51,134.25	1,796,345.13	57,520.62	0.00	
Scholarship Grants/Expenses	5020202000	1,905,000.00	0.00	1,905,000.00	108,654.87	0.00	0.00	0.00	108,654.87	51,134.25	0.00	0.00	0.00	51,134.25	1,796,345.13	57,520.62	0.00	
Supplies and Materials Expenses	5020300000	144,026,948.83	(670,708.00)	143,356,240.83	1,179,760.45	0.00	0.00	0.00	1,179,760.45	0.00	0.00	0.00	0.00	0.00	142,276,480.38	0.00	1,179,760.45	
Office Supplies Expenses	5020301000	37,333,463.09	8,300.00	37,341,763.09	14,110.00	0.00	0.00	0.00	14,110.00	0.00	0.00	0.00	0.00	0.00	37,327,653.09	0.00	14,110.00	
ICT Office Supplies	5020301001	18,087,407.58	6,800.00	18,094,207.58	10,810.00	0.00	0.00	0.00	10,810.00	0.00	0.00	0.00	0.00	0.00	18,083,397.58	0.00	10,810.00	
Office Supplies Expenses	5020301002	19,246,055.51	1,500.00	19,247,555.51	3,300.00	0.00	0.00	0.00	3,300.00	0.00	0.00	0.00	0.00	0.00	19,244,255.51	0.00	3,300.00	
Accountable Forms Expenses	5020302000	240,125.00	0.00	240,125.00	0.00	0.00	0.00	0.00	0.00	0.00	0.00	0.00	0.00	0.00	240,125.00	0.00	0.00	
Accountable Forms Expenses	5020302000	240,125.00	0.00	240,125.00	0.00	0.00	0.00	0.00	0.00	0.00	0.00	0.00	0.00	0.00	240,125.00	0.00	0.00	
Drugs and Medicines Expenses	5020307000	935,151.50	0.00	935,151.50	0.00	0.00	0.00	0.00	0.00	0.00	0.00	0.00	0.00	0.00	935,151.50	0.00	0.00	
Drugs and Medicines Expenses	5020307000	935,151.50	0.00	935,151.50	0.00	0.00	0.00	0.00	0.00	0.00	0.00	0.00	0.00	0.00	935,151.50	0.00	0.00	
Medical, Dental and Laboratory Supplies Expenses	5020308000	1,240,507.26	0.00	1,240,507.26	0.00	0.00	0.00	0.00	0.00	0.00	0.00	0.00	0.00	0.00	1,240,507.26	0.00	0.00	
Medical, Dental and Laboratory Supplies Expenses	5020308000	1,240,507.26	0.00	1,240,507.26	0.00	0.00	0.00	0.00	0.00	0.00	0.00	0.00	0.00	0.00	1,240,507.26	0.00	0.00	
Fuel, Oil and Lubricants Expenses	5020309000	3,057,161.46	0.00	3,057,161.46	123,480.00	0.00	0.00	0.00	123,480.00	0.00	0.00	0.00	0.00	0.00	2,933,681.46	0.00	123,480.00	
Fuel, Oil and Lubricants Expenses	5020309000	3,057,161.46	0.00	3,057,161.46	123,480.00	0.00	0.00	0.00	123,480.00	0.00	0.00	0.00	0.00	0.00	2,933,681.46	0.00	123,480.00	
Agricultural and Marine Supplies Expenses	5020310000	7,644,698.05	0.00	7,644,698.05	763,020.00	0.00	0.00	0.00	763,020.00	0.00	0.00	0.00	0.00	0.00	6,881,678.05	0.00	763,020.00	
Agricultural and Marine Supplies Expenses	5020310000	7,644,698.05	0.00	7,644,698.05	763,020.00	0.00	0.00	0.00	763,020.00	0.00	0.00	0.00	0.00	0.00	6,881,678.05	0.00	763,020.00	
Textbooks and Instructional Materials Expenses	5020311000	4,204,815.50	0.00	4,204,815.50	0.00	0.00	0.00	0.00	0.00	0.00	0.00	0.00	0.00	0.00	4,204,815.50	0.00	0.00	
Textbooks and Instructional Materials Expenses	5020311001	4,204,815.50	0.00	4,204,815.50	0.00	0.00	0.00	0.00	0.00	0.00	0.00	0.00	0.00	0.00	4,204,815.50	0.00	0.00	
Chemical and Filtering Supplies Expenses	5020313000	1,992,770.29	0.00	1,992,770.29	0.00	0.00	0.00	0.00	0.00	0.00	0.00	0.00	0.00	0.00	1,992,770.29	0.00	0.00	
Chemical and Filtering Supplies Expenses	5020313000	1,992,770.29	0.00	1,992,770.29	0.00	0.00	0.00	0.00	0.00	0.00	0.00	0.00	0.00	0.00	1,992,770.29	0.00	0.00	
Semi-Expendable Machinery and Equipment Expenses	5020321000	28,642,608.94	(42,995.00)	28,599,613.94	128,940.00	0.00	0.00	0.00	128,940.00	0.00	0.00	0.00	0.00	0.00	28,470,673.94	0.00	128,940.00	
Machinery	5020321001	90,000.00	0.00	90,000.00	0.00	0.00	0.00	0.00	0.00	0.00	0.00	0.00	0.00	0.00	90,000.00	0.00	0.00	
Office Equipment	5020321002	3,731,059.52	5.00	3,731,064.52	0.00	0.00	0.00	0.00	0.00	0.00	0.00	0.00	0.00	0.00	3,731,064.52	0.00	0.00	

SUMMARY OF APPROVED BUDGET, UTILIZATIONS, DISBURSEMENTS AND BALANCES BY OBJECT OF EXPENDITURES
(For Off-Budgetary Funds)
As at the Quarter Ending March 31, 2024

Department : State Universities and Colleges (SUCs)
 Agency/Entity : Negros Oriental State University
 Operating Unit : < not applicable >
 Organization Code (UACS) : 08 072 0000000
 Fund Cluster : 05 - Internally Generated Funds

(e.g. UACS Fund Cluster: 05-Internally Generated Funds and 06-Business Related Funds)

Particulars	UACS CODE	Approved Budget			Utilizations					Disbursements					Balances		
		Approved Budgeted Revenue	Adjustments (Reductions, Modifications/Augmentations)	Adjusted Budgeted Revenue	1st Quarter Ending March 31	2nd Quarter Ending June 30	3rd Quarter Ending September 30	4th Quarter Ending December 31	Total	1st Quarter Ending March 31	2nd Quarter Ending June 30	3rd Quarter Ending September 30	4th Quarter Ending December 31	Total	Unutilized Budget	Unpaid Obligations (10-15)=(17+18)	
																Due and Demandable	Not Yet Due and Demandable
1	2	3	4	5=(3+(-)4)	6	7	8	9	10=(6+7+8+9)	11	12	13	14	15=(11+12+13+14)	16=(5-10)	17	18
Information and Communications Technology Equipment	5020321003	13,802,000.68	(43,000.00)	13,759,000.68	0.00	0.00	0.00	0.00	0.00	0.00	0.00	0.00	0.00	0.00	13,759,000.68	0.00	0.00
Agricultural and Forestry Equipment	5020321004	368,330.00	0.00	368,330.00	128,940.00	0.00	0.00	0.00	128,940.00	0.00	0.00	0.00	0.00	0.00	239,390.00	0.00	128,940.00
Marine and Fishery Equipment	5020321005	368,400.00	0.00	368,400.00	0.00	0.00	0.00	0.00	0.00	0.00	0.00	0.00	0.00	0.00	368,400.00	0.00	0.00
Communications Equipment	5020321007	337,600.00	0.00	337,600.00	0.00	0.00	0.00	0.00	0.00	0.00	0.00	0.00	0.00	0.00	337,600.00	0.00	0.00
Disaster Response and Rescue Equipment	5020321008	768,120.00	0.00	768,120.00	0.00	0.00	0.00	0.00	0.00	0.00	0.00	0.00	0.00	0.00	768,120.00	0.00	0.00
Medical Equipment	5020321010	334,609.73	0.00	334,609.73	0.00	0.00	0.00	0.00	0.00	0.00	0.00	0.00	0.00	0.00	334,609.73	0.00	0.00
Printing Equipment	5020321011	97,000.00	0.00	97,000.00	0.00	0.00	0.00	0.00	0.00	0.00	0.00	0.00	0.00	0.00	97,000.00	0.00	0.00
Sports Equipment	5020321012	1,516,852.00	50,000.00	1,566,852.00	0.00	0.00	0.00	0.00	0.00	0.00	0.00	0.00	0.00	0.00	1,566,852.00	0.00	0.00
Technical and Scientific Equipment	5020321013	5,469,502.00	0.00	5,469,502.00	0.00	0.00	0.00	0.00	0.00	0.00	0.00	0.00	0.00	0.00	5,469,502.00	0.00	0.00
Other Machinery and Equipment	5020321099	1,759,135.01	(50,000.00)	1,709,135.01	0.00	0.00	0.00	0.00	0.00	0.00	0.00	0.00	0.00	0.00	1,709,135.01	0.00	0.00
Semi-Expendable Furniture, Fixtures and Books Expenses	5020322000	25,863,123.70	18,000.00	25,881,123.70	17,900.00	0.00	0.00	0.00	17,900.00	0.00	0.00	0.00	0.00	0.00	25,863,223.70	0.00	17,900.00
Furniture and Fixtures	5020322001	15,576,851.70	18,000.00	15,594,851.70	17,900.00	0.00	0.00	0.00	17,900.00	0.00	0.00	0.00	0.00	0.00	15,576,951.70	0.00	17,900.00
Books	5020322002	10,286,272.00	0.00	10,286,272.00	0.00	0.00	0.00	0.00	0.00	0.00	0.00	0.00	0.00	0.00	10,286,272.00	0.00	0.00
Other Supplies and Materials Expenses	5020399000	32,872,524.04	(554,013.00)	32,318,511.04	132,310.45	0.00	0.00	0.00	132,310.45	0.00	0.00	0.00	0.00	0.00	32,186,200.59	0.00	132,310.45
Other Supplies and Materials Expenses	5020399000	32,872,524.04	(554,013.00)	32,318,511.04	132,310.45	0.00	0.00	0.00	132,310.45	0.00	0.00	0.00	0.00	0.00	32,186,200.59	0.00	132,310.45
Utility Expenses	5020400000	2,481,270.11	78,689.99	2,559,960.10	78,689.99	0.00	0.00	0.00	78,689.99	78,689.99	0.00	0.00	0.00	78,689.99	2,481,270.11	0.00	0.00
Water Expenses	5020401000	692,134.00	25,750.00	717,884.00	25,750.00	0.00	0.00	0.00	25,750.00	25,750.00	0.00	0.00	0.00	25,750.00	692,134.00	0.00	0.00
Water Expenses	5020401000	692,134.00	25,750.00	717,884.00	25,750.00	0.00	0.00	0.00	25,750.00	25,750.00	0.00	0.00	0.00	25,750.00	692,134.00	0.00	0.00
Electricity Expenses	5020402000	1,789,136.11	52,939.99	1,842,076.10	52,939.99	0.00	0.00	0.00	52,939.99	52,939.99	0.00	0.00	0.00	52,939.99	1,789,136.11	0.00	0.00
Electricity Expenses	5020402000	1,789,136.11	52,939.99	1,842,076.10	52,939.99	0.00	0.00	0.00	52,939.99	52,939.99	0.00	0.00	0.00	52,939.99	1,789,136.11	0.00	0.00
Communication Expenses	5020500000	24,784,279.94	0.00	24,784,279.94	21,091.00	0.00	0.00	0.00	21,091.00	10,946.00	0.00	0.00	0.00	10,946.00	24,763,188.94	10,145.00	0.00
Postage and Courier Services	5020501000	107,011.00	0.00	107,011.00	0.00	0.00	0.00	0.00	0.00	0.00	0.00	0.00	0.00	0.00	107,011.00	0.00	0.00
Postage and Courier Services	5020501000	107,011.00	0.00	107,011.00	0.00	0.00	0.00	0.00	0.00	0.00	0.00	0.00	0.00	0.00	107,011.00	0.00	0.00
Telephone Expenses	5020502000	6,612,748.87	0.00	6,612,748.87	21,091.00	0.00	0.00	0.00	21,091.00	10,946.00	0.00	0.00	0.00	10,946.00	6,591,657.87	10,145.00	0.00
Mobile	5020502001	6,248,313.09	0.00	6,248,313.09	21,091.00	0.00	0.00	0.00	21,091.00	10,946.00	0.00	0.00	0.00	10,946.00	6,227,222.09	10,145.00	0.00
Landline	5020502002	364,435.78	0.00	364,435.78	0.00	0.00	0.00	0.00	0.00	0.00	0.00	0.00	0.00	0.00	364,435.78	0.00	0.00
Internet Subscription Expenses	5020503000	18,044,520.07	0.00	18,044,520.07	0.00	0.00	0.00	0.00	0.00	0.00	0.00	0.00	0.00	0.00	18,044,520.07	0.00	0.00
Internet Subscription Expenses	5020503000	18,044,520.07	0.00	18,044,520.07	0.00	0.00	0.00	0.00	0.00	0.00	0.00	0.00	0.00	0.00	18,044,520.07	0.00	0.00
Cable, Satellite, Telegraph and Radio Expenses	5020504000	20,000.00	0.00	20,000.00	0.00	0.00	0.00	0.00	0.00	0.00	0.00	0.00	0.00	0.00	20,000.00	0.00	0.00
Cable, Satellite, Telegraph and Radio Expenses	5020504000	20,000.00	0.00	20,000.00	0.00	0.00	0.00	0.00	0.00	0.00	0.00	0.00	0.00	0.00	20,000.00	0.00	0.00
Awards/Rewards and Prizes	5020600000	1,696,270.00	360,150.00	1,696,270.00	0.00	0.00	0.00	0.00	0.00	0.00	0.00	0.00	0.00	0.00	1,696,270.00	0.00	0.00
Awards/Rewards Expenses	5020601000	1,336,120.00	360,150.00	1,696,270.00	0.00	0.00	0.00	0.00	0.00	0.00	0.00	0.00	0.00	0.00	1,696,270.00	0.00	0.00
Awards/Rewards Expenses	5020601001	1,298,620.00	360,150.00	1,658,770.00	0.00	0.00	0.00	0.00	0.00	0.00	0.00	0.00	0.00	0.00	1,658,770.00	0.00	0.00
Rewards and Incentives	5020601002	37,500.00	0.00	37,500.00	0.00	0.00	0.00	0.00	0.00	0.00	0.00	0.00	0.00	0.00	37,500.00	0.00	0.00
Survey, Research, Exploration and Development Expenses	5020700000	12,737,750.00	0.00	12,737,750.00	1,915.20	0.00	0.00	0.00	1,915.20	1,915.20	0.00	0.00	0.00	1,915.20	12,735,834.80	0.00	0.00
Survey Expenses	5020701000	500,000.00	0.00	500,000.00	0.00	0.00	0.00	0.00	0.00	0.00	0.00	0.00	0.00	0.00	500,000.00	0.00	0.00
Survey Expenses	5020701000	500,000.00	0.00	500,000.00	0.00	0.00	0.00	0.00	0.00	0.00	0.00	0.00	0.00	0.00	500,000.00	0.00	0.00
Research, Exploration and Development Expenses	5020702000	12,237,750.00	0.00	12,237,750.00	1,915.20	0.00	0.00	0.00	1,915.20	1,915.20	0.00	0.00	0.00	1,915.20	12,235,834.80	0.00	0.00
ICT Research, Exploration and Development Expenses	5020702001	50,000.00	0.00	50,000.00	0.00	0.00	0.00	0.00	0.00	0.00	0.00	0.00	0.00	0.00	50,000.00	0.00	0.00
Research, Exploration and Development Expenses	5020702002	12,187,750.00	0.00	12,187,750.00	1,915.20	0.00	0.00	0.00	1,915.20	1,915.20	0.00	0.00	0.00	1,915.20	12,185,834.80	0.00	0.00
Professional Services	5021100000	118,607,068.07	118,328.00	118,725,396.07	7,877,710.99	0.00	0.00	0.00	7,877,710.99	7,575,962.59	0.00	0.00	0.00	7,575,962.59	110,847,685.08	301,748.40	0.00
Legal Services	5021101000	5,000.00	307,175.90	312,175.90	214,773.39	0.00	0.00	0.00	214,773.39	214,773.39	0.00	0.00	0.00	214,773.39	97,402.51	0.00	0.00
Legal Services	5021101000	5,000.00	307,175.90	312,175.90	214,773.39	0.00	0.00	0.00	214,773.39	214,773.39	0.00	0.00	0.00	214,773.39	97,402.51	0.00	0.00

SUMMARY OF APPROVED BUDGET, UTILIZATIONS, DISBURSEMENTS AND BALANCES BY OBJECT OF EXPENDITURES
(For Off-Budgetary Funds)
As at the Quarter Ending March 31, 2024

Department : State Universities and Colleges (SUCs)
 Agency/Entity : Negros Oriental State University
 Operating Unit : < not applicable >
 Organization Code (UACS) : 08 072 0000000
 Fund Cluster : 05 - Internally Generated Funds
 (e.g. UACS Fund Cluster: 05-Internally Generated Funds and 06-Business Related Funds)

Particulars	UACS CODE	Approved Budget			Utilizations					Disbursements					Balances		
		Approved Budgeted Revenue	Adjustments (Reductions, Modifications/ Augmentations)	Adjusted Budgeted Revenue	1st Quarter Ending March 31	2nd Quarter Ending June 30	3rd Quarter Ending September 30	4th Quarter Ending December 31	Total	1st Quarter Ending March 31	2nd Quarter Ending June 30	3rd Quarter Ending September 30	4th Quarter Ending December 31	Total	Unutilized Budget	Unpaid Obligations (10-15)=(17+18)	
																5=[3+(-)4]	6
Other Professional Services	5021199000	118,602,068.07	(188,847.90)	118,413,220.17	7,662,937.60	0.00	0.00	0.00	7,662,937.60	7,361,189.20	0.00	0.00	0.00	7,361,189.20	110,760,282.57	301,748.40	0.00
Other Professional Services	5021199000	118,602,068.07	(188,847.90)	118,413,220.17	7,662,937.60	0.00	0.00	0.00	7,662,937.60	7,361,189.20	0.00	0.00	0.00	7,361,189.20	110,750,282.57	301,748.40	0.00
General Services	5021200000	2,633,550.00	0.00	2,633,550.00	0.00	0.00	0.00	0.00	0.00	0.00	0.00	0.00	0.00	0.00	2,633,550.00	0.00	0.00
Environment/Sanitary Services	5021201000	2,605,850.00	0.00	2,605,850.00	0.00	0.00	0.00	0.00	0.00	0.00	0.00	0.00	0.00	0.00	2,605,850.00	0.00	0.00
Environment/Sanitary Services	5021201000	2,605,850.00	0.00	2,605,850.00	0.00	0.00	0.00	0.00	0.00	0.00	0.00	0.00	0.00	0.00	2,605,850.00	0.00	0.00
Security Services	5021203000	27,700.00	0.00	27,700.00	0.00	0.00	0.00	0.00	0.00	0.00	0.00	0.00	0.00	0.00	27,700.00	0.00	0.00
Security Services	5021203000	27,700.00	0.00	27,700.00	0.00	0.00	0.00	0.00	0.00	0.00	0.00	0.00	0.00	0.00	27,700.00	0.00	0.00
Repairs and Maintenance	5021300000	76,140,216.78	91,500.00	76,231,716.78	0.00	0.00	0.00	0.00	0.00	0.00	0.00	0.00	0.00	0.00	76,231,716.78	0.00	0.00
Repairs and Maintenance - Infrastructure Assets	5021303000	120,000.00	0.00	120,000.00	0.00	0.00	0.00	0.00	0.00	0.00	0.00	0.00	0.00	0.00	120,000.00	0.00	0.00
Water Supply Systems	5021303004	120,000.00	0.00	120,000.00	0.00	0.00	0.00	0.00	0.00	0.00	0.00	0.00	0.00	0.00	120,000.00	0.00	0.00
Repairs and Maintenance - Buildings and Other Structures	5021304000	55,107,797.96	(20,000.00)	55,087,797.96	0.00	0.00	0.00	0.00	0.00	0.00	0.00	0.00	0.00	0.00	55,087,797.96	0.00	0.00
Buildings	5021304001	12,043,452.46	0.00	12,043,452.46	0.00	0.00	0.00	0.00	0.00	0.00	0.00	0.00	0.00	0.00	12,043,452.46	0.00	0.00
School Buildings	5021304002	19,999,255.19	(20,000.00)	19,979,255.19	0.00	0.00	0.00	0.00	0.00	0.00	0.00	0.00	0.00	0.00	19,979,255.19	0.00	0.00
Other Structures	5021304099	23,065,090.31	0.00	23,065,090.31	0.00	0.00	0.00	0.00	0.00	0.00	0.00	0.00	0.00	0.00	23,065,090.31	0.00	0.00
Repairs and Maintenance - Machinery and Equipment	5021305000	5,930,307.80	20,000.00	5,950,307.80	0.00	0.00	0.00	0.00	0.00	0.00	0.00	0.00	0.00	0.00	5,950,307.80	0.00	0.00
Office Equipment	5021305002	942,711.00	0.00	942,711.00	0.00	0.00	0.00	0.00	0.00	0.00	0.00	0.00	0.00	0.00	942,711.00	0.00	0.00
Information and Communication Technology Equipment	5021305003	2,008,450.80	0.00	2,008,450.80	0.00	0.00	0.00	0.00	0.00	0.00	0.00	0.00	0.00	0.00	2,008,450.80	0.00	0.00
Agricultural and Forestry Equipment	5021305004	200,000.00	0.00	200,000.00	0.00	0.00	0.00	0.00	0.00	0.00	0.00	0.00	0.00	0.00	200,000.00	0.00	0.00
Disaster Response and Rescue Equipment	5021305009	40,000.00	0.00	40,000.00	0.00	0.00	0.00	0.00	0.00	0.00	0.00	0.00	0.00	0.00	40,000.00	0.00	0.00
Medical Equipment	5021305011	65,000.00	0.00	65,000.00	0.00	0.00	0.00	0.00	0.00	0.00	0.00	0.00	0.00	0.00	65,000.00	0.00	0.00
Printing Equipment	5021305012	145,000.00	0.00	145,000.00	0.00	0.00	0.00	0.00	0.00	0.00	0.00	0.00	0.00	0.00	145,000.00	0.00	0.00
Other Machinery and Equipment	5021305099	2,529,146.00	20,000.00	2,549,146.00	0.00	0.00	0.00	0.00	0.00	0.00	0.00	0.00	0.00	0.00	2,549,146.00	0.00	0.00
Repairs and Maintenance - Transportation Equipment	5021306000	3,513,701.00	0.00	3,513,701.00	0.00	0.00	0.00	0.00	0.00	0.00	0.00	0.00	0.00	0.00	3,513,701.00	0.00	0.00
Motor Vehicles	5021306001	3,513,701.00	0.00	3,513,701.00	0.00	0.00	0.00	0.00	0.00	0.00	0.00	0.00	0.00	0.00	3,513,701.00	0.00	0.00
Repairs and Maintenance - Furniture and Fixtures	5021307000	2,500.00	0.00	2,500.00	0.00	0.00	0.00	0.00	0.00	0.00	0.00	0.00	0.00	0.00	2,500.00	0.00	0.00
Repairs and Maintenance - Furniture and Fixtures	5021307000	2,500.00	0.00	2,500.00	0.00	0.00	0.00	0.00	0.00	0.00	0.00	0.00	0.00	0.00	2,500.00	0.00	0.00
Repairs and Maintenance - Semi-Expendable Machinery and Equipment	5021321000	60,510.00	91,500.00	152,010.00	0.00	0.00	0.00	0.00	0.00	0.00	0.00	0.00	0.00	0.00	152,010.00	0.00	0.00
Office Equipment	5021321002	60,510.00	0.00	60,510.00	0.00	0.00	0.00	0.00	0.00	0.00	0.00	0.00	0.00	0.00	60,510.00	0.00	0.00
Information and Communications Technology Equipment	5021321003	0.00	1,500.00	1,500.00	0.00	0.00	0.00	0.00	0.00	0.00	0.00	0.00	0.00	0.00	1,500.00	0.00	0.00
Sports Equipment	5021321012	0.00	90,000.00	90,000.00	0.00	0.00	0.00	0.00	0.00	0.00	0.00	0.00	0.00	0.00	90,000.00	0.00	0.00
Repairs and Maintenance - Semi-Expendable Furniture, Fixtures and Books	5021322000	500.00	0.00	500.00	0.00	0.00	0.00	0.00	0.00	0.00	0.00	0.00	0.00	0.00	500.00	0.00	0.00
Furniture and Fixtures	5021322001	500.00	0.00	500.00	0.00	0.00	0.00	0.00	0.00	0.00	0.00	0.00	0.00	0.00	500.00	0.00	0.00
Repairs and Maintenance - Other Property, Plant and Equipment	5021399000	11,404,900.00	0.00	11,404,900.00	0.00	0.00	0.00	0.00	0.00	0.00	0.00	0.00	0.00	0.00	11,404,900.00	0.00	0.00
Other Property, Plant and Equipment	5021399099	11,404,900.00	0.00	11,404,900.00	0.00	0.00	0.00	0.00	0.00	0.00	0.00	0.00	0.00	0.00	11,404,900.00	0.00	0.00
Taxes, Insurance Premiums and Other Fees	5021500000	8,456,022.00	0.00	8,456,022.00	5,914.31	0.00	0.00	0.00	5,914.31	5,914.31	0.00	0.00	0.00	5,914.31	8,450,107.69	0.00	0.00
Taxes, Duties and Licenses	5021501000	520,000.00	0.00	520,000.00	2,930.00	0.00	0.00	0.00	2,930.00	2,930.00	0.00	0.00	0.00	2,930.00	517,070.00	0.00	0.00
Taxes, Duties and Licenses	5021501001	520,000.00	0.00	520,000.00	2,930.00	0.00	0.00	0.00	2,930.00	2,930.00	0.00	0.00	0.00	2,930.00	517,070.00	0.00	0.00
Fidelity Bond Premiums	5021502000	60,500.00	0.00	60,500.00	0.00	0.00	0.00	0.00	0.00	0.00	0.00	0.00	0.00	0.00	60,500.00	0.00	0.00
Fidelity Bond Premiums	5021502000	60,500.00	0.00	60,500.00	0.00	0.00	0.00	0.00	0.00	0.00	0.00	0.00	0.00	0.00	60,500.00	0.00	0.00
Insurance Expenses	5021503000	7,875,522.00	0.00	7,875,522.00	2,984.31	0.00	0.00	0.00	2,984.31	2,984.31	0.00	0.00	0.00	2,984.31	7,872,537.69	0.00	0.00
Insurance Expenses	5021503000	7,875,522.00	0.00	7,875,522.00	2,984.31	0.00	0.00	0.00	2,984.31	2,984.31	0.00	0.00	0.00	2,984.31	7,872,537.69	0.00	0.00
Labor and Wages	5021600000	96,817,568.81	(138,471.00)	96,679,097.81	4,066,967.00	0.00	0.00	0.00	4,066,967.00	3,761,008.41	0.00	0.00	0.00	3,761,008.41	92,612,130.81	305,958.59	0.00
Labor and Wages	5021601000	96,817,568.81	(138,471.00)	96,679,097.81	4,066,967.00	0.00	0.00	0.00	4,066,967.00	3,761,008.41	0.00	0.00	0.00	3,761,008.41	92,612,130.81	305,958.59	0.00
Labor and Wages	5021601000	96,817,568.81	(138,471.00)	96,679,097.81	4,066,967.00	0.00	0.00	0.00	4,066,967.00	3,761,008.41	0.00	0.00	0.00	3,761,008.41	92,612,130.81	305,958.59	0.00

SUMMARY OF APPROVED BUDGET, UTILIZATIONS, DISBURSEMENTS AND BALANCES BY OBJECT OF EXPENDITURES
(For Off-Budgetary Funds)
As at the Quarter Ending March 31, 2024


Department : State Universities and Colleges (SUCs)
 Agency/Entity : Negros Oriental State University
 Operating Unit : < not applicable >
 Organization Code (UACS) : 08 072 0000000
 Fund Cluster : 05 - Internally Generated Funds
 (e.g. UACS Fund Cluster: 05-Internally Generated Funds and 06-Business Related Funds)


Particulars	UACS CODE	Approved Budget			Utilizations					Disbursements					Balances		
		Approved Budgeted Revenue	Adjustments (Reductions, Modifications/ Augmentations)	Adjusted Budgeted Revenue	1st Quarter Ending March 31	2nd Quarter Ending June 30	3rd Quarter Ending September 30	4th Quarter Ending December 31	Total	1st Quarter Ending March 31	2nd Quarter Ending June 30	3rd Quarter Ending September 30	4th Quarter Ending December 31	Total	Unutilized Budget	Unpaid Obligations (10-15)=(17+18)	
																Due and Demandable	Not Yet Due and Demandable
1	2	3	4	5=([3+(-)4])	6	7	8	9	10=(6+7+8+9)	11	12	13	14	15=(11+12+13+14)	16=(5-10)	17	18
Other Maintenance and Operating Expenses	5029900000	148,441,703.61	(258,493.15)	148,183,210.46	1,125,682.41	0.00	0.00	0.00	1,125,682.41	352,421.41	0.00	0.00	0.00	352,421.41	147,057,528.05	180,903.00	592,358.00
Advertising Expenses	5029901000	20,000.00	90,000.00	110,000.00	56,798.00	0.00	0.00	0.00	56,798.00	0.00	0.00	0.00	0.00	0.00	53,202.00	0.00	56,798.00
Advertising Expenses	5029901000	20,000.00	90,000.00	110,000.00	56,798.00	0.00	0.00	0.00	56,798.00	0.00	0.00	0.00	0.00	0.00	53,202.00	0.00	56,798.00
Printing and Publication Expenses	5029902000	19,533,559.70	(83,285.00)	19,450,274.70	32,290.00	0.00	0.00	0.00	32,290.00	0.00	0.00	0.00	0.00	0.00	19,417,984.70	0.00	32,290.00
Printing and Publication Expenses	5029902000	19,533,559.70	(83,285.00)	19,450,274.70	32,290.00	0.00	0.00	0.00	32,290.00	0.00	0.00	0.00	0.00	0.00	19,417,984.70	0.00	32,290.00
Representation Expenses	5029903000	67,623,404.87	(478,072.00)	67,145,332.87	783,792.57	0.00	0.00	0.00	783,792.57	114,619.57	0.00	0.00	0.00	114,619.57	66,361,540.30	180,903.00	488,270.00
Representation Expenses	5029903000	67,623,404.87	(478,072.00)	67,145,332.87	783,792.57	0.00	0.00	0.00	783,792.57	114,619.57	0.00	0.00	0.00	114,619.57	66,361,540.30	180,903.00	488,270.00
Transportation and Delivery Expenses	5029904000	2,515,298.00	(20,000.00)	2,495,298.00	0.00	0.00	0.00	0.00	0.00	0.00	0.00	0.00	0.00	0.00	2,495,298.00	0.00	0.00
Transportation and Delivery Expenses	5029904000	2,515,298.00	(20,000.00)	2,495,298.00	0.00	0.00	0.00	0.00	0.00	0.00	0.00	0.00	0.00	0.00	2,495,298.00	0.00	0.00
Rent/Lease Expenses	5029905000	1,366,377.00	25,000.00	1,391,377.00	15,000.00	0.00	0.00	0.00	15,000.00	0.00	0.00	0.00	0.00	0.00	1,376,377.00	0.00	15,000.00
Rents - Building and Structures	5029905001	187,000.00	0.00	187,000.00	0.00	0.00	0.00	0.00	0.00	0.00	0.00	0.00	0.00	0.00	187,000.00	0.00	0.00
Rents - Motor Vehicles	5029905003	170,900.00	0.00	170,900.00	0.00	0.00	0.00	0.00	0.00	0.00	0.00	0.00	0.00	0.00	170,900.00	0.00	0.00
Rents - Equipment	5029905004	882,977.00	25,000.00	907,977.00	15,000.00	0.00	0.00	0.00	15,000.00	0.00	0.00	0.00	0.00	0.00	892,977.00	0.00	15,000.00
Rents - ICT Machinery and Equipment	5029905008	125,500.00	0.00	125,500.00	0.00	0.00	0.00	0.00	0.00	0.00	0.00	0.00	0.00	0.00	125,500.00	0.00	0.00
Membership Dues and Contributions to Organizations	5029906000	3,674,445.00	151,950.00	3,826,395.00	151,950.00	0.00	0.00	0.00	151,950.00	151,950.00	0.00	0.00	0.00	151,950.00	3,674,445.00	0.00	0.00
Membership Dues and Contributions to Organizations	5029906000	3,674,445.00	151,950.00	3,826,395.00	151,950.00	0.00	0.00	0.00	151,950.00	151,950.00	0.00	0.00	0.00	151,950.00	3,674,445.00	0.00	0.00
Subscription Expenses	5029907000	17,521,168.00	(10,000.00)	17,511,168.00	0.00	0.00	0.00	0.00	0.00	0.00	0.00	0.00	0.00	0.00	17,511,168.00	0.00	0.00
ICT Software Subscription	5029907001	2,206,526.00	0.00	2,206,526.00	0.00	0.00	0.00	0.00	0.00	0.00	0.00	0.00	0.00	0.00	2,206,526.00	0.00	0.00
Library and Other Reading Materials Subscription Expenses	5029907004	11,293,293.00	0.00	11,293,293.00	0.00	0.00	0.00	0.00	0.00	0.00	0.00	0.00	0.00	0.00	11,293,293.00	0.00	0.00
Other Subscription Expenses	5029907099	4,021,349.00	(10,000.00)	4,011,349.00	0.00	0.00	0.00	0.00	0.00	0.00	0.00	0.00	0.00	0.00	4,011,349.00	0.00	0.00
Other Maintenance and Operating Expenses	5029999000	36,187,451.04	65,913.85	36,253,364.89	85,851.84	0.00	0.00	0.00	85,851.84	85,851.84	0.00	0.00	0.00	85,851.84	36,167,513.05	0.00	0.00
Website Maintenance	5029999001	255,000.00	0.00	255,000.00	0.00	0.00	0.00	0.00	0.00	0.00	0.00	0.00	0.00	0.00	255,000.00	0.00	0.00
Other Maintenance and Operating Expenses	5029999099	35,932,451.04	65,913.85	35,998,364.89	85,851.84	0.00	0.00	0.00	85,851.84	85,851.84	0.00	0.00	0.00	85,851.84	35,912,513.05	0.00	0.00
Capital Outlays		194,404,590.40	2,969,322.00	197,373,912.40	6,254,778.43	0.00	0.00	0.00	6,254,778.43	0.00	0.00	0.00	0.00	0.00	191,119,133.97	0.00	6,254,778.43
Property, Plant and Equipment Outlay	5060400000	192,298,485.40	2,969,322.00	195,267,807.40	6,254,778.43	0.00	0.00	0.00	6,254,778.43	0.00	0.00	0.00	0.00	0.00	189,013,028.97	0.00	6,254,778.43
Land Outlay	5060401000	15,500,000.00	0.00	15,500,000.00	0.00	0.00	0.00	0.00	0.00	0.00	0.00	0.00	0.00	0.00	15,500,000.00	0.00	0.00
Land	5060401001	15,500,000.00	0.00	15,500,000.00	0.00	0.00	0.00	0.00	0.00	0.00	0.00	0.00	0.00	0.00	15,500,000.00	0.00	0.00
Land Improvements Outlay	5060402000	1,000,000.00	0.00	1,000,000.00	0.00	0.00	0.00	0.00	0.00	0.00	0.00	0.00	0.00	0.00	1,000,000.00	0.00	0.00
Aquaculture Structures	5060402001	1,000,000.00	0.00	1,000,000.00	0.00	0.00	0.00	0.00	0.00	0.00	0.00	0.00	0.00	0.00	1,000,000.00	0.00	0.00
Infrastructure Outlay	5060403000	13,153,243.55	0.00	13,153,243.55	0.00	0.00	0.00	0.00	0.00	0.00	0.00	0.00	0.00	0.00	13,153,243.55	0.00	0.00
Road Networks	5060403001	3,734,831.55	0.00	3,734,831.55	0.00	0.00	0.00	0.00	0.00	0.00	0.00	0.00	0.00	0.00	3,734,831.55	0.00	0.00
Water Supply Systems	5060403004	325,001.00	0.00	325,001.00	0.00	0.00	0.00	0.00	0.00	0.00	0.00	0.00	0.00	0.00	325,001.00	0.00	0.00
Power Supply Systems	5060403005	9,093,411.00	0.00	9,093,411.00	0.00	0.00	0.00	0.00	0.00	0.00	0.00	0.00	0.00	0.00	9,093,411.00	0.00	0.00
Buildings and Other Structures	5060404000	93,035,956.78	1,706,322.00	94,742,278.78	6,254,778.43	0.00	0.00	0.00	6,254,778.43	0.00	0.00	0.00	0.00	0.00	88,487,500.35	0.00	6,254,778.43
Buildings	5060404001	14,986,000.00	0.00	14,986,000.00	0.00	0.00	0.00	0.00	0.00	0.00	0.00	0.00	0.00	0.00	14,986,000.00	0.00	0.00
School Buildings	5060404002	69,711,830.27	0.00	69,711,830.27	6,254,778.43	0.00	0.00	0.00	6,254,778.43	0.00	0.00	0.00	0.00	0.00	63,457,051.84	0.00	6,254,778.43
Hostels and Dormitories	5060404006	3,000,000.00	0.00	3,000,000.00	0.00	0.00	0.00	0.00	0.00	0.00	0.00	0.00	0.00	0.00	3,000,000.00	0.00	0.00
Other Structures	5060404099	5,338,126.51	1,706,322.00	7,044,448.51	0.00	0.00	0.00	0.00	0.00	0.00	0.00	0.00	0.00	0.00	7,044,448.51	0.00	0.00
Machinery and Equipment Outlay	5060405000	55,956,110.19	1,263,000.00	57,219,110.19	0.00	0.00	0.00	0.00	0.00	0.00	0.00	0.00	0.00	0.00	57,219,110.19	0.00	0.00
Office Equipment	5060405002	2,930,800.94	0.00	2,930,800.94	0.00	0.00	0.00	0.00	0.00	0.00	0.00	0.00	0.00	0.00	2,930,800.94	0.00	0.00
Information and Communication Technology Equipment	5060405003	19,094,272.40	1,463,000.00	20,557,272.40	0.00	0.00	0.00	0.00	0.00	0.00	0.00	0.00	0.00	0.00	20,557,272.40	0.00	0.00
Agricultural and Forestry Equipment	5060405004	297,100.00	0.00	297,100.00	0.00	0.00	0.00	0.00	0.00	0.00	0.00	0.00	0.00	0.00	297,100.00	0.00	0.00
Marine and Fishery Equipment	5060405005	240,000.00	0.00	240,000.00	0.00	0.00	0.00	0.00	0.00	0.00	0.00	0.00	0.00	0.00	240,000.00	0.00	0.00
Communication Equipment	5060405007	123,496.00	0.00	123,496.00	0.00	0.00	0.00	0.00	0.00	0.00	0.00	0.00	0.00	0.00	123,496.00	0.00	0.00


SUMMARY OF APPROVED BUDGET, UTILIZATIONS, DISBURSEMENTS AND BALANCES BY OBJECT OF EXPENDITURES
(For Off-Budgetary Funds)
As at the Quarter Ending March 31, 2024


Department : State Universities and Colleges (SUCs)
 Agency/Entity : Negros Oriental State University
 Operating Unit : < not applicable >
 Organization Code (UACS) : 08 072 0000000
 Fund Cluster : 05 - Internally Generated Funds
 (e.g. UACS Fund Cluster: 05-Internally Generated Funds and 06-Business Related Funds)

Particulars	UACS CODE	Approved Budget			Utilizations					Disbursements					Balances		
		Approved Budgeted Revenue	Adjustments (Reductions, Modifications/ Augmentations)	Adjusted Budgeted Revenue	1st Quarter Ending March 31	2nd Quarter Ending June 30	3rd Quarter Ending September 30	4th Quarter Ending December 31	Total	1st Quarter Ending March 31	2nd Quarter Ending June 30	3rd Quarter Ending September 30	4th Quarter Ending December 31	Total	Unused Budget	Unpaid Obligations (10-15)=(17+18)	
																5=([3+(-)4])	6
Disaster Response and Rescue Equipment	5060405009	570,000.00	0.00	570,000.00	0.00	0.00	0.00	0.00	0.00	0.00	0.00	0.00	0.00	0.00	570,000.00	0.00	0.00
Military, Police and Security Equipment	5060405010	400,000.00	0.00	400,000.00	0.00	0.00	0.00	0.00	0.00	0.00	0.00	0.00	0.00	0.00	400,000.00	0.00	0.00
Printing Equipment	5060405012	578,400.00	0.00	578,400.00	0.00	0.00	0.00	0.00	0.00	0.00	0.00	0.00	0.00	0.00	578,400.00	0.00	0.00
Sports Equipment	5060405013	1,039,520.00	0.00	1,039,520.00	0.00	0.00	0.00	0.00	0.00	0.00	0.00	0.00	0.00	0.00	1,039,520.00	0.00	0.00
Technical and Scientific Equipment	5060405014	17,891,670.85	0.00	17,891,670.85	0.00	0.00	0.00	0.00	0.00	0.00	0.00	0.00	0.00	0.00	17,891,670.85	0.00	0.00
ICT Software	5060405015	1,847,200.00	(200,000.00)	1,647,200.00	0.00	0.00	0.00	0.00	0.00	0.00	0.00	0.00	0.00	0.00	1,647,200.00	0.00	0.00
Other Machinery and Equipment	5060405099	10,943,650.00	0.00	10,943,650.00	0.00	0.00	0.00	0.00	0.00	0.00	0.00	0.00	0.00	0.00	10,943,650.00	0.00	0.00
Transportation Equipment Outlay	5060406000	7,400,000.00	0.00	7,400,000.00	0.00	0.00	0.00	0.00	0.00	0.00	0.00	0.00	0.00	0.00	7,400,000.00	0.00	0.00
Motor Vehicles	5060406001	7,400,000.00	0.00	7,400,000.00	0.00	0.00	0.00	0.00	0.00	0.00	0.00	0.00	0.00	0.00	7,400,000.00	0.00	0.00
Furniture, Fixtures and Books Outlay	5060407000	3,456,519.50	0.00	3,456,519.50	0.00	0.00	0.00	0.00	0.00	0.00	0.00	0.00	0.00	0.00	3,456,519.50	0.00	0.00
Furniture and Fixtures	5060407001	3,281,019.50	0.00	3,281,019.50	0.00	0.00	0.00	0.00	0.00	0.00	0.00	0.00	0.00	0.00	3,281,019.50	0.00	0.00
Books	5060407002	175,500.00	0.00	175,500.00	0.00	0.00	0.00	0.00	0.00	0.00	0.00	0.00	0.00	0.00	175,500.00	0.00	0.00
Other Property Plant and Equipment Outlay	5060409000	2,796,655.38	0.00	2,796,655.38	0.00	0.00	0.00	0.00	0.00	0.00	0.00	0.00	0.00	0.00	2,796,655.38	0.00	0.00
Other Property, Plant and Equipment	5060409099	2,796,655.38	0.00	2,796,655.38	0.00	0.00	0.00	0.00	0.00	0.00	0.00	0.00	0.00	0.00	2,796,655.38	0.00	0.00
Biological Assets Outlay	5060500000	280,000.00	0.00	280,000.00	0.00	0.00	0.00	0.00	0.00	0.00	0.00	0.00	0.00	0.00	280,000.00	0.00	0.00
Bearer Biological Assets Outlay	5060501000	280,000.00	0.00	280,000.00	0.00	0.00	0.00	0.00	0.00	0.00	0.00	0.00	0.00	0.00	280,000.00	0.00	0.00
Livestock	5060501002	280,000.00	0.00	280,000.00	0.00	0.00	0.00	0.00	0.00	0.00	0.00	0.00	0.00	0.00	280,000.00	0.00	0.00
Intangible Assets Outlay	5060600000	1,826,105.00	0.00	1,826,105.00	0.00	0.00	0.00	0.00	0.00	0.00	0.00	0.00	0.00	0.00	1,826,105.00	0.00	0.00
Patents/Copyrights	5060601000	1,498,000.00	0.00	1,498,000.00	0.00	0.00	0.00	0.00	0.00	0.00	0.00	0.00	0.00	0.00	1,498,000.00	0.00	0.00
Patents/Copyrights	5060601000	1,498,000.00	0.00	1,498,000.00	0.00	0.00	0.00	0.00	0.00	0.00	0.00	0.00	0.00	0.00	1,498,000.00	0.00	0.00
Computer Software	5060602000	328,105.00	0.00	328,105.00	0.00	0.00	0.00	0.00	0.00	0.00	0.00	0.00	0.00	0.00	328,105.00	0.00	0.00
Computer Software	5060602000	328,105.00	0.00	328,105.00	0.00	0.00	0.00	0.00	0.00	0.00	0.00	0.00	0.00	0.00	328,105.00	0.00	0.00
GRAND TOTAL		914,628,280.07	605.00	914,628,885.07	21,325,803.52	0.00	0.00	0.00	21,325,803.52	12,378,874.16	0.00	0.00	0.00	12,378,874.16	893,303,081.55	881,125.61	8,065,803.75

Certified Correct:

 RENE BOY A. CATUBIG, CPA, MBA
 Acting - Chief Administrative Officer - Finance
 Date: April 23, 2024 10:48 AM

Certified Correct:

 MAURICE ANAVER B. DORDADO, CPA
 University Chief Accountant
 Date: April 23, 2024 10:48 AM

Recommending Approval By:

 NOEL MARJON E. YASI, PSY.D.
 Vice - President for Administration and Finance
 Date: April 23, 2024 10:48 AM

Approved By:

 JOEL P. ANSON, PH. D.
 University President
 Date: April 23, 2024 11:16 AM

This report was generated using the Unified Reporting System on 23/04/2024 11:18 ; Status : SUBMITTED